

Wide-field Infrared Survey Explorer (WISE)

WSDC Quality Assurance Procedures

Version 0.1

10-September-2009

Prepared by: J. Davy Kirkpatrick



**Infrared Processing and Analysis Center
California Institute of Technology**

WSDC D-C002

Approved By:

Roc Cutri, WISE Science Data Center Manager

Tim Conrow, WISE Science Data Center Lead Engineer

Davy Kirkpatrick, WISE Science Data Center Lead Quality Assurance Scientist

Revision History

Date	Version	Author	Description
10 September 2009	0.1	D. Kirkpatrick	Initial Draft

Table of Contents

1 INTRODUCTION

The processing pipelines at the WISE Science Data Center (WSDC) will create data products for eventual use by the scientific community. Data integrity is judged by a series of Quality Assurance (QA) reports that track reductions through each stage of processing. Each QA subsystem collects parameters, compares them to concise metrics, and presents the results in a summary made available to the QA reviewer.

The QA scientist checks these auto-generated reports for accuracy and scrutinizes any problems found. Accuracy is gauged via standard checks performed by the QA scientists, and potential problems are analyzed using a combination of standard QA and offline tools. The QA report is modified and/or augmented by the QA reviewers to incorporate the results of these checks and analyses. Serious anomalies are reported and tracked separately.

In some cases, such as for Scan/Frame QA and for final coadds in Multiframe QA, grades are assigned. For these, sign-offs are required by other portions of the WISE project.

This document details the procedures that the WSDC QA team will follow when performing its quality checks of data through the various stages of processing.

2 QA PROCEDURES DURING IN-ORBIT CHECKOUT

The goal of In-Orbit Checkout (IOC) is to judge the health of the spacecraft and telescope/instrument and prepare the mission for its standard data-taking phase. Most IOC data will be taken in a mode unlike that used during In-Orbit Operations, so the standard QA pipeline software may not always run successfully. These analyses will be performed using custom software and analysis tools and will be performed by the larger WISE team (WSDC QA team, WISE Science Team, SOC/MOS personnel, WSDC developers, etc.) These by-hand custom analyses are considered to be their own QA.

During IOC, the QA team will compute the actual thresholds to use during routine In-Orbit Operations. Some thresholds may not be determinable until In-Orbit Operations has begun, so these activities will extend beyond the nominal IOC period. Tasks include –

- Determining noise thresholds using SAA passages. (Ressler)
- Deriving warning thresholds for scan synch monitor. (QA Team)
- Deriving fiducial on-orbit flats. (Masci)
- Deriving fiducial on-orbit masks. (Masci)
- Verifying the stability of primary and secondary standard stars using successive pole passages. (Wheelock, QA Team)
- Determining optimal SNR thresholds for detections to meet completeness requirements. (QA Team)

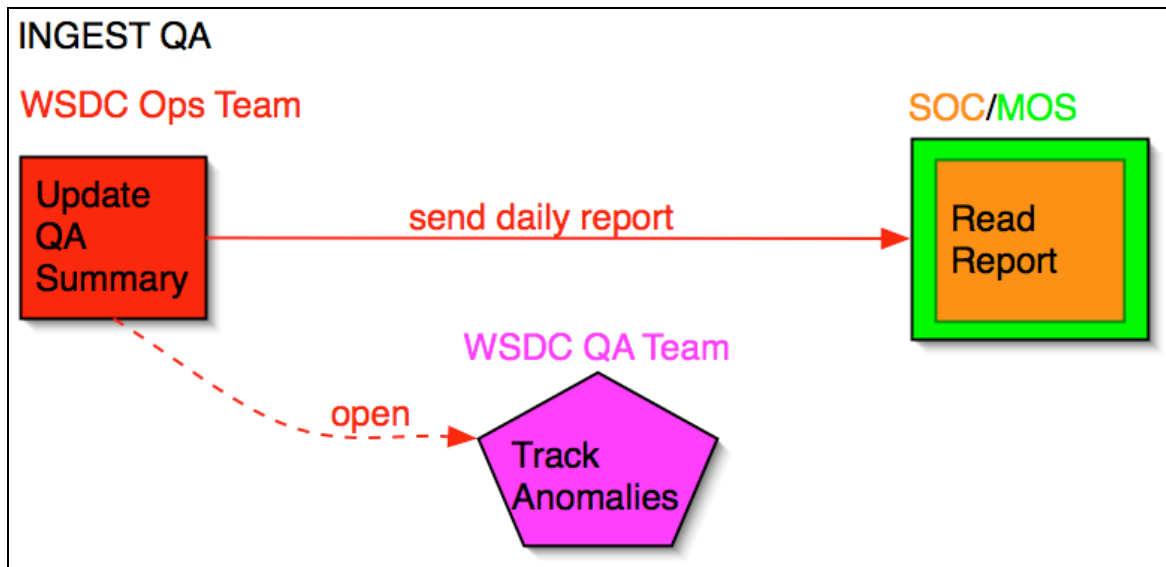
3 QA PROCEDURES DURING FIRST-PASS OPERATIONS

The goal of first-pass processing is to produce a Preliminary Image Atlas and Preliminary Source Catalog for public release. Toward that goal, the QA team will follow a list of well defined procedures to judge data quality. The subsections below give an outline and flow chart of the procedure used in each QA subsystem. The charts are coded as follows:

WISE participants: WSDC Ops Team = red WSDC QA Team = magenta WSDC Archive = aqua WMOPS Team = fern MOS = green SOC = orange MPC = brown IRSA = salmon WISE Sci Team = aluminum	Procedural flow: (color indicates which participant at left performs function) Necessary branch = solid path Occasional branch = dashed path
---	--

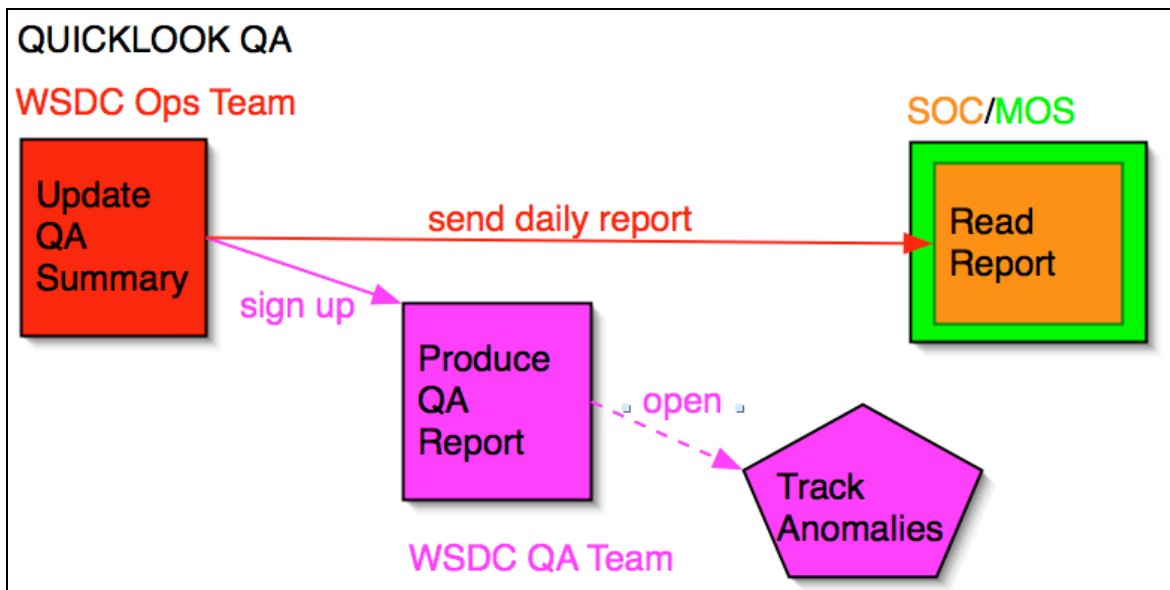
A. Ingest QA

- a. Sign-up: None needed since process is fully automated.
- b. Timescale: Processing occurs up to 4x per day but reports sent only once daily.
- c. Report: Automated. No human (QA Team) intervention required.
- d. Audience: Reports for each ingest made available via web to MOS and SOC.
- e. Anomalies: Alerts sent and tracked via Redmine as they occur.
- f. Sign-off: None needed.



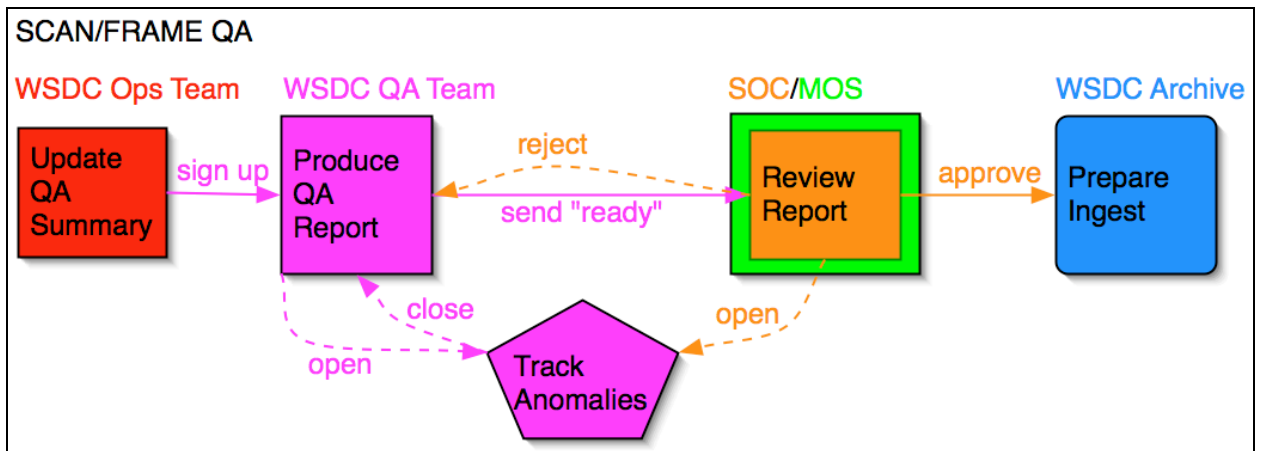
B. Quicklook QA

- a. Sign-up: Using the QA web application, reviewer selects a processing run to review.
- b. Timescale: Reports required within 24 hrs after data transfer, which occurs up to 4x per day. Daily overview report sent by WSDC Ops to MOS/SOC.
- c. Report: Daily Ops notification to SOC/MOS is meant as a quick feedback to other parts of the WISE project. Web-accessible reviews performed by QA team and based on auto-generated summaries are intended to catch and track problems or serious anomalies and need not be completed prior to Ops notification.
- d. Audience: Daily report notification sent to SOC and MOS.
- e. Anomalies: Alerts sent and tracked via Redmine.
- f. Sign-off: None needed.



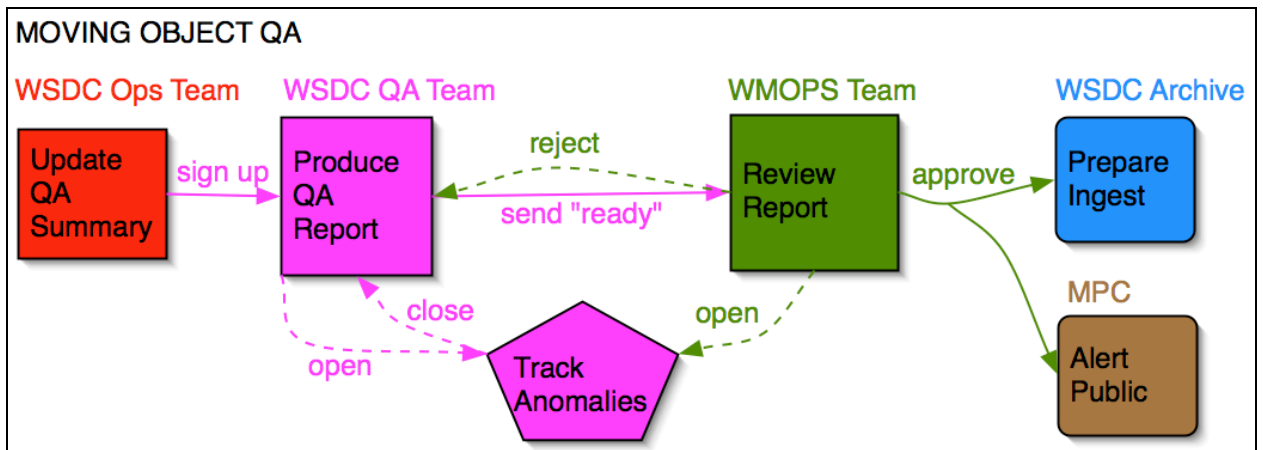
C. Scan/Frame QA

- a. Sign-up: Using the QA web application, reviewer selects a processing run to review.
- b. Report: Auto-generated report is completed/reviewed online using diagnostic information gathered by QA web application and by-hand analysis when necessary. When complete, reviewer reruns QA web app to update QA scoring.
- c. Timescale: Goal is to complete report within 6 days after data transfer to WSDC.
- d. Audience: After report is completed, web page updated to reflect “ready for review” by SOC and MOS. E-mail notification sent to SOC and MOS daily to report most recent changes to review status.
- e. Anomalies: Any anomalies are entered into and tracked via Redmine.
- f. Sign-off: PI or his designee reviews report and sends okay or rejection to WSDC via QA web app. If okayed, Archive alerted that data are ready for archive ingestion. If rejected, report modified by QA team, updated, and re-sent for additional PI review; new anomalies reported; and/or previous anomalies removed. Only the QA team has the ability to modify QA reports; only the PI or his designee has the ability to okay reports and thus give the Archive Team the green light to ingest data into IRSA.



D. Moving Object QA

- a. Sign-up: Using the QA web application, reviewer selects a processing run to review.
- b. Timescale: Processing is run every two days on ~30 scans of data. After processing, report is due within 2 days to the MPC.
- c. Report: Statistical integrity checks performed on objects with sound tracklets. For objects with uncertain tracklets, scientific overview of data (including re-running of tracklet computation when needed) is performed.
- d. Audience: After report is completed, web page updated to reflect “ready for review” by the WMOPS Team. E-mail notifications sent to the WMOPS Team when these new reviews are posted.
- e. Anomalies: Any anomalies are entered into and tracked via Redmine.
- f. Sign-off: A designee from the WMOPS Team reviews report and sends okay or rejection to WSDC via QA web app. If okayed, Archive alerted that data are ready for archive ingestion and the MPC given tracklets to publicize to the astronomical community. If rejected, report modified by QA team, updated, and re-sent for additional WMOPS Team review; new anomalies reported; and/or previous anomalies removed. Only the QA team has the ability to modify QA reports; only a designee from the WMOPS Team has the ability to okay reports so that data flow to the Archive Team and the MPC.



E. Trending QA

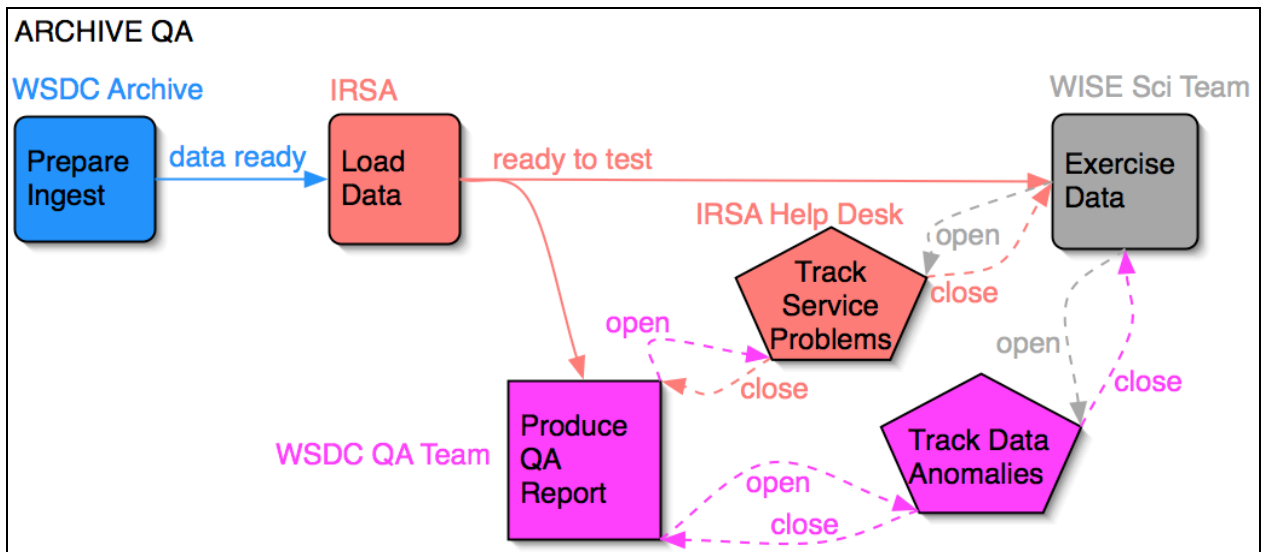
- a. Sign-up: How does one sign up for a scan to review?
- b. Timescale?
- c. Report: How is review done? Where is report sent for overview?
- d. Audience:
- e. Anomalies:
- f. Sign-off: How does outside overview work? How is Archive alerted to signed-off reports?

F. Multiframe QA

- a. Sign-up: How does one sign up for a scan to review?
- b. Timescale?
- c. Report: How is review done? Where is report sent for overview?
- d. Audience:
- e. Anomalies:
- f. Sign-off: How does outside overview work? How is Archive alerted to signed-off reports?

G. Archive QA

- a. Sign-up: QA team will sign up for review via web form. [We need a description of how Archive/IRSA will alert the QA team that a new load is ready, or how it will update the web page that the QA team accesses.]
- b. Timescale: [TBD]
- c. Report: QA Team will produce a list of standard checks (e.g., range checking on parameters) and report any problems found via the appropriate alerting system.
- d. Audience: QA reports lacking problems are not sent out, although web page is updated that load was verified. Problems, however, are propagated to other members of the WISE team, as discussed below.
- e. Anomalies: Problems with data integrity are entered into and tracked with Redmine. Problems related to IRSA performance (GATOR, WISE Image Services) are entered into and tracked with the IRSA Help Desk.
- f. Sign-off: None needed for non-problematic reports. (Problems are handled by the alerting system described in section 5 below or by the IRSA Help Desk).



H. Final Products QA

- a. Sign-up: How does one sign up for a scan to review?
- b. Timescale?
- c. Report: How is review done? Where is report sent for overview?
- d. Audience:
- e. Anomalies:
- f. Sign-off: How does outside overview work? How is Archive alerted to signed-off reports?

4 QA PROCEDURES DURING SECOND-PASS PROCESSING

TBD.

5 QA PROCEDURES FOR ANOMALY REPORTS

A. Anomaly Reporting

- a. Sign-up:
- b. Timescale:
- c. Report:
- d. Audience:
- e. Anomalies:
- f. Sign-off:

